

# Spezifikation für Freigabe / specification for release

Kunde / customer : \_\_\_\_\_

Artikelnummer / part number: **744902156**

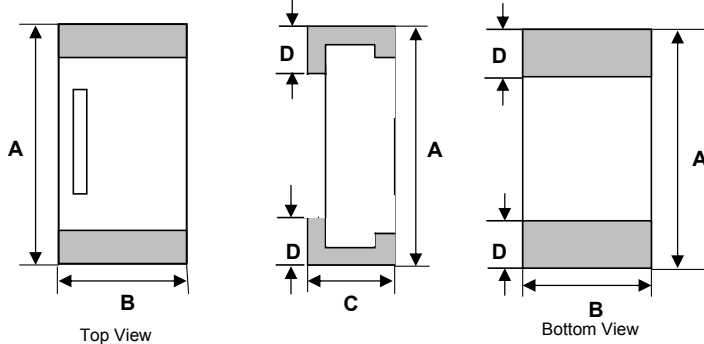
LF



Bezeichnung : **Dünnsfilm-SMD-Induktivität WE-TCI**  
 description : **Thinfilm-Chip-Inductor WE-TCI**

DATUM / DATE : 2005-07-25

## A Mechanische Abmessungen / dimensions

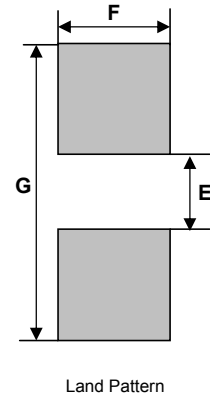


	Größe / size 0603	
A	<b>1,6 ± 0,1</b>	mm
B	<b>0,8 ± 0,1</b>	mm
C	<b>0,45 ± 0,1</b>	mm
D	<b>0,3 ± 0,2</b>	mm
E	<b>0,4</b>	mm
F	<b>0,6</b>	mm
G	<b>1,4 - 1,5</b>	mm

## B Elektrische Eigenschaften / electrical properties

Eigenschaften / properties	Testbedingungen / test conditions		Wert / value	Einheit / unit	tol.
Induktivität / inductance	<b>300 MHz</b>	L	<b>56,0</b>	nH	<b>± 2%</b>
Güte Q / Q factor	<b>300 MHz</b>	Q	<b>15</b>		<b>min.</b>
Güte Q / Q factor	<b>300 MHz</b>	Q	<b>18,59</b>		<b>typ.</b>
DC-Widerstand / DC-resistance		R <sub>DC</sub>	<b>5,00</b>	Ω	<b>max.</b>
DC-Widerstand / DC-resistance		R <sub>DC</sub>	<b>2,70</b>	Ω	<b>typ.</b>
Nennstrom / rated current	<b>ΔT = 30 K</b>	I <sub>DC</sub>	<b>150</b>	mA	<b>max.</b>
Eigenres.-Frequenz / self-res.-frequency		SRF	<b>1</b>	GHz	<b>min.</b>

## C Lötpad / soldering spec.:



## D Prüfgeräte / test equipment

**HP 4287A + 16196B** für/for L und/and Q/ RDC  
**HP 8753D** für/for SRF

## E Testbedingungen/ test conditions

Luftfeuchtigkeit / humidity: 33%  
 Umgebungstemperatur / temperature: +20°C

## F Werkstoffe & Zulassungen/ material & approvals

Basismaterial / base material: Al<sub>2</sub>O<sub>3</sub>  
 Terminal electrode: Cu + Ni + Sn  
 Conductor: Cu

## G Eigenschaften / general specifications:

Umgebungstemp. / ambient temperature: -40°C ...+ 95°C  
 Betriebstemp. / operating temperature: -40°C ...+ 125°C  
 Lagerbedingungen / storage conditions: -10°C ...+ 40°C  
 30 ... 70% RH

Freigabe erteilt / general release:	<b>Kunde / customer</b>		
Datum / date	Unterschrift / signature		
Geprüft / checked	<b>Würth Elektronik</b>		
Kontrolliert / approved	AWe	Version 2	05-07-25
	AWe	Version 1	04-10-11
	Name	Änderung / modification	Datum / date

## Würth Elektronik eiSos GmbH & Co.KG

D-74638 Waldenburg · Max-Eyth-Strasse 1 -3 · Germany · Telefon (+49) (0) 7942 - 945 - 0 · Telefax (+49) (0) 7942 - 945 - 400  
<http://www.we-online.com>

# Spezifikation für Freigabe / specification for release

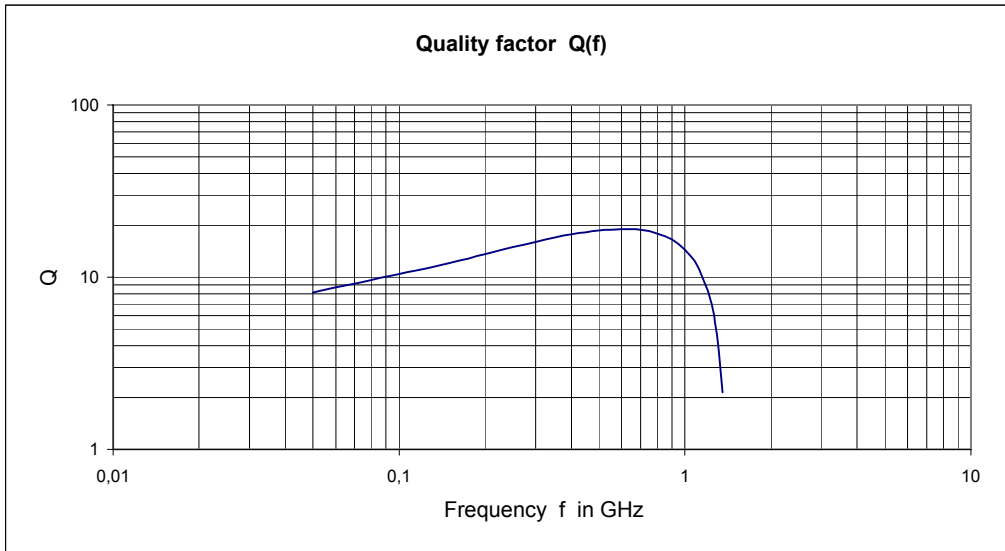
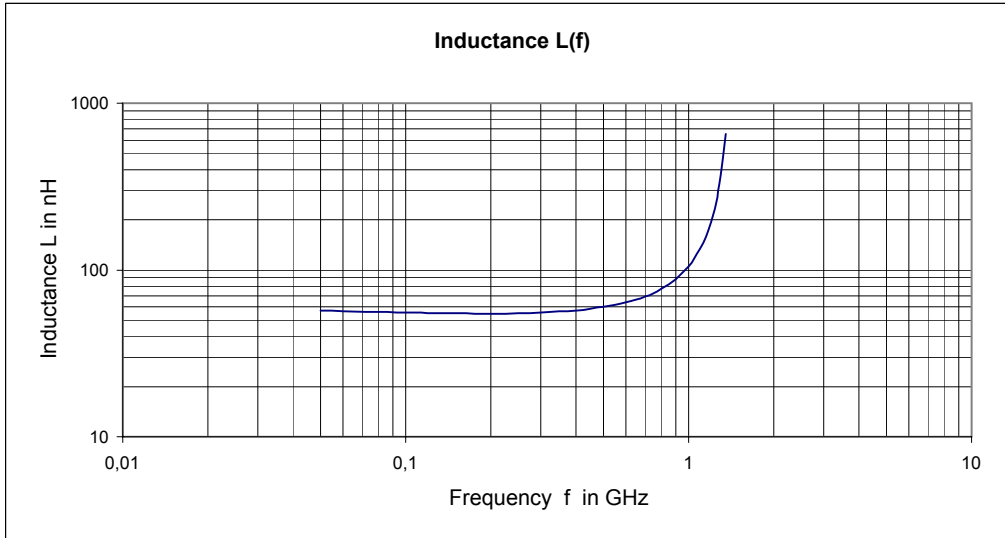
Kunde / customer : \_\_\_\_\_  
 Artikelnummer / part number: **744902156** LF



Bezeichnung : **Dünnsfilm-SMD-Induktivität WE-TCI**  
 description : **Thinfilm-Chip-Inductor WE-TCI**

DATUM / DATE : 2005-07-25

## H Typical Frequency Characteristics



Freigabe erteilt / general release:	<b>Kunde / customer</b>			
Datum / date	<b>Unterschrift / signature</b>			
Geprüft / checked	<b>Würth Elektronik</b>			
	<b>Kontrolliert / approved</b>	AWe	Version 2	05-07-25
	<b>Name</b>	AWe	Version 1	04-10-11
	<b>Änderung / modification</b>	<b>Datum / date</b>		

This electronic component is designed and developed with the intention for use in general electronics equipments. Before incorporating the components into any equipments in the field such as aerospace, aviation, nuclear control, submarine, transportation, (automotive control, train control, ship control), transportation signal, disaster prevention, medical, public information network where higher safety and reliability are especially required or if there is possibility of direct damage or injury to human body. In addition, even electronic component in general electric equipments, when used in electrical circuits that require high safety, reliability functions or performance, the sufficient reliability evaluation-check for the safety must be performed before use. It is essential to give consideration when to install a protective circuit at the design stage.

### Würth Elektronik eiSos GmbH & Co.KG

D-74638 Waldenburg · Max-Eyth-Strasse 1 -3 · Germany · Telefon (+49) (0) 7942 - 945 - 0 · Telefax (+49) (0) 7942 - 945 - 400  
<http://www.we-online.com>