SCEP125H

SMD POWER INDUCTORS

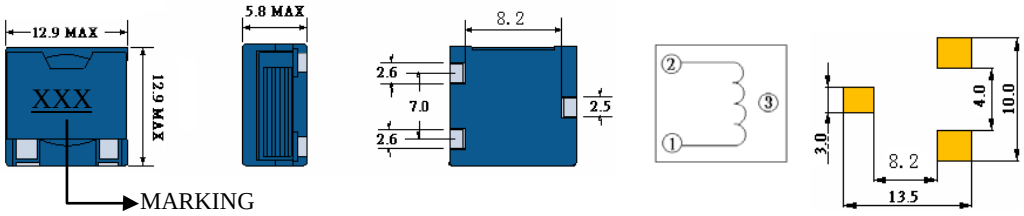

● Features
1 Excellent Power Density
2 Engineered to Provide High Efficiency

ELECTRICAL CHARACTERISTICS

Part NumSer	Inductance (uH) (1)	Test Frequency	DC Resistance (Ω MAX) (2)	Saturation Current (3) (A)	Temperature Current (4) (A)
SCEP125H-1R0	1.0	100KHZ	2.5m	20.0	20.0
SCEP125H-1R8	1.8	100KHZ	3.8m	15.3	13.0
SCEP125H-2R8	2.8	100KHZ	5.4m	12.3	12.2
SCEP125H-4R0	4.0	100KHZ	8.0m	10.3	11.8
SCEP125H-5R6	5.6	100KHZ	11.4m	8.80	9.80
SCEP125H-7R2	7.2	100KHZ	13.5m	7.80	8.80

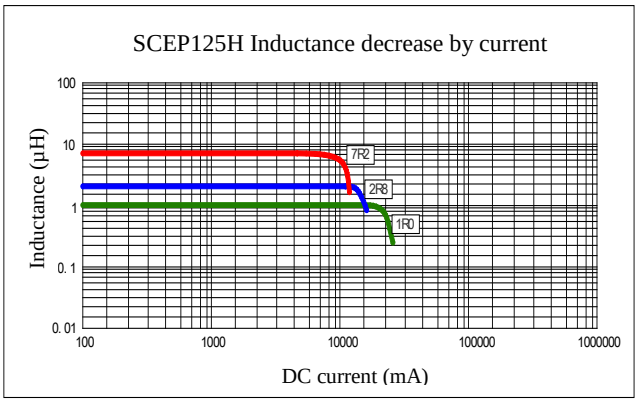

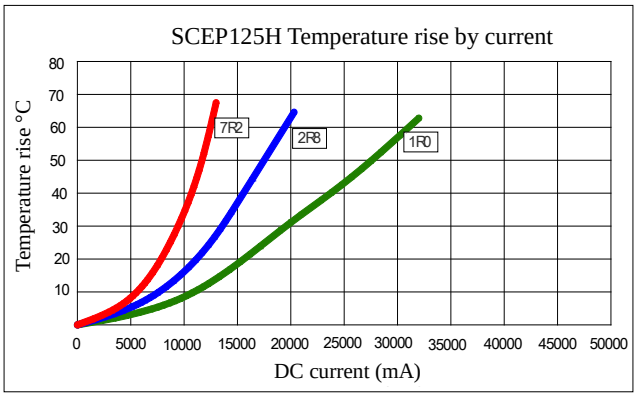

(1). Inductance tolerance ±20% tested at 0.25V, 0ADC and 25℃
(2). DCR measured at 25℃.
(3). The DC current at which the inductance decreases by 25% from its initial value.
(4). The DC current that results in a 40℃ temperature rise from 25℃ambient.

Click here for QUANTITY PER REEL & PACKING INFORMATION

Custom versions available upon request.

©2011 Signal Transformer –Specification subject to change without notice. 07.11

Signal Transformer
www.signaltransformer.com
500 Bayview Avenue, Inwood, NY 11096
Toll Free 866-239-5777 • Tel 516-239-5777 • Fax 516-239-7208
Sales@signaltransformer.com • techhelp@signaltransformer.com