

Inductors

For Power Line SMD

NLFC Series NLFC2520 Type

FEATURES

- The NLFC series features magnetic shielding and is recommended for power supply line applications.
- They are available in ranging from 2016 to 4532 types.

APPLICATIONS

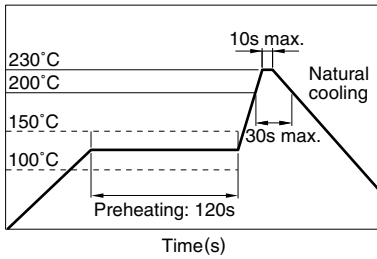
Personal computers, hard disk drives, and other electronic equipment.

SPECIFICATIONS

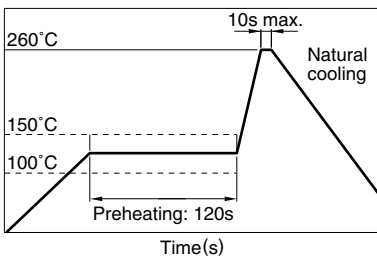
Operating temperature range	-20 to +80°C
Storage temperature range	-40 to +85°C [Unit of products]

RECOMMENDED SOLDERING CONDITIONS

REFLOW SOLDERING



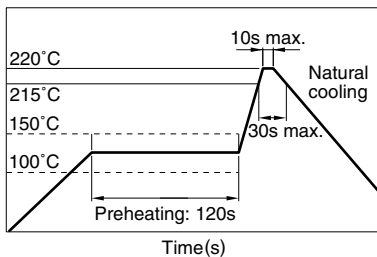
FLOW SOLDERING



IRON SOLDERING

Perform soldering at 250°C on 30W max. within 5 seconds.

VAPOR-PHASING



FLUX AND CLEANING

Rosin-based flux is recommended.

Cleaning Conditions

Solvent	Please select the solvent of this product avoiding a strong acid and a strong alkali, and considering the environments.
Time	2min max.

PRODUCT IDENTIFICATION

NLFC	252018	T-	2R2	M
(1)	(2)	(3)	(4)	(5)

(1)Series name

(2)Dimensions L×W×T

252018	2.5×2.0×1.8mm
--------	---------------

(3)Packaging style

T	Taping (reel)
---	---------------

(4)Inductance value

1R0	1μH
220	22μH

(5)Inductance tolerance

K	±10%
M	±20%

PACKAGING STYLE AND QUANTITIES

Packaging style	Quantity
Taping	2000 pieces/reel

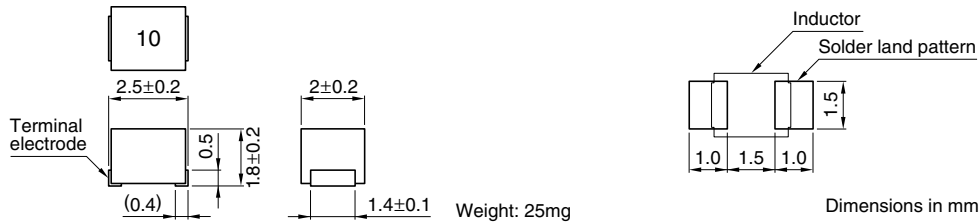
Inductors

For Power Line

SMD

NLFC Series NLFC2520 Type

SHAPES AND DIMENSIONS/RECOMMENDED PC BOARD PATTERN



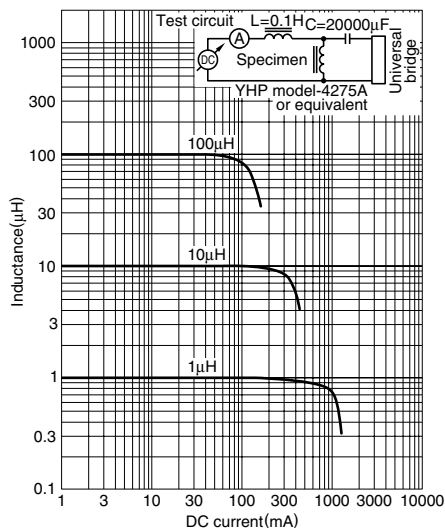
ELECTRICAL CHARACTERISTICS

Inductance (μH)	Inductance tolerance	Q ref.	Test frequency L, Q (MHz)	Self-resonant frequency (MHz)min.	DC resistance (Ω)±30%	Rated current (mA) max.	Part No.
1	±20%	10	7.96	100	0.13	455	NLFC252018T-1R0M
1.5	±20%	10	7.96	80	0.17	350	NLFC252018T-1R5M
2.2	±20%	10	7.96	70	0.2	315	NLFC252018T-2R2M
3.3	±20%	10	7.96	55	0.25	280	NLFC252018T-3R3M
4.7	±20%	10	7.96	45	0.3	210	NLFC252018T-4R7M
6.8	±20%	10	7.96	38	0.35	175	NLFC252018T-6R8M
10	±10%	20	2.52	32	0.5	155	NLFC252018T-100K
15	±10%	20	2.52	28	0.75	130	NLFC252018T-150K
22	±10%	20	2.52	16	1.6	105	NLFC252018T-220K
33	±10%	20	2.52	14	2.1	85	NLFC252018T-330K
47	±10%	20	2.52	11	2.6	60	NLFC252018T-470K
68	±10%	20	2.52	10	3.3	50	NLFC252018T-680K
100	±10%	20	0.796	8	5.5	40	NLFC252018T-101K

- Inductance tolerance: Value of inductance corresponds to inductance value of standard products.
- Test equipment L, Q: YHP4194A IMPEDANCE ANALYZER+YHP16085A+YHP16093B+TF-1
SRF: HP8753C NETWORK ANALYZER
Rdc: MATSUSHITA VP-2941A DIGITAL MILLIOHM METER

TYPICAL ELECTRICAL CHARACTERISTICS

INDUCTANCE vs. FREQUENCY CHARACTERISTICS



IMPEDANCE vs. FREQUENCY CHARACTERISTICS

