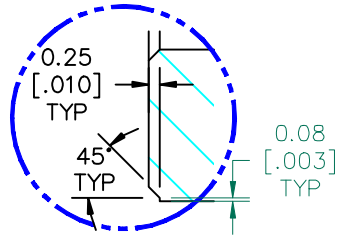


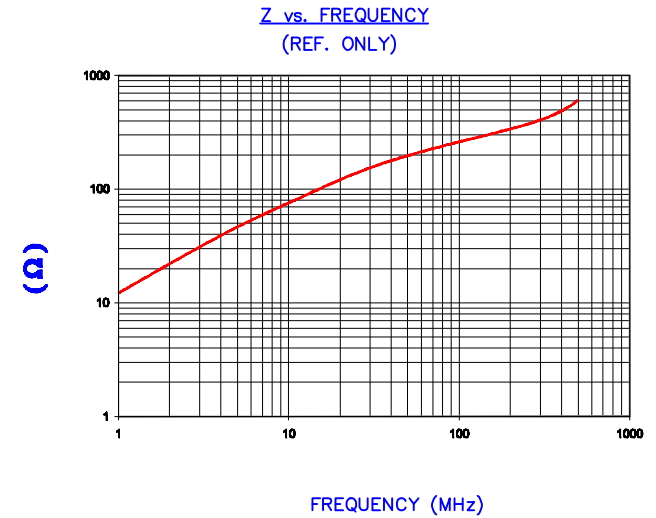
SEE DETAIL "A"



CHAMFER
DETAIL A
(N.T.S.)

**UNCONTROLLED
DOCUMENT**

IMPEDANCE (Z)			
Frequency	25 MHz	100 MHz	300 MHz
Nominal (REF)	149 Ω	287 Ω	406 Ω
Minimum	- Ω	215 Ω	- Ω

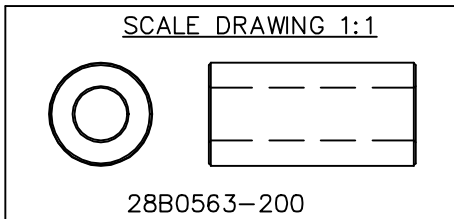


AGILENT E4991A Impedance/Material Analyzer
HP 16082A Test Fixture REF # 3135

FERRITE CORE DIMENSIONS (SPEC): mm [in]

A	14.27 [.562]	±	0.25 [.010]
B	7.26 [.286]	±	0.15 [.006]
C	28.57 [1.125]	±	0.78 [.030]

WEIGHT/1000 16.75 kgs 36.92 lbs



DIMENSIONS ARE IN MM [INCHES].				This print is the property of Laird Tech. and is loaned in confidence subject to return upon request and with the understanding that no copies shall be made without the written consent of Laird Tech. All rights to design or invention are reserved.			
REV	DESCRIPTION	DATE	INT				
K	UPDATE Z SPEC	02/18/14	Jcal	PROJECT/PART NUMBER:		REV	DRAWN BY:
J	UPDATE COMPANY LOGO	12/28/12	QIU	28B0563-200		K	DJB
H	UPDATE MIN Z SPEC AND COMPANY LOGO	06/04/07	JRK	DATE:	11/20/90	SCALE:	2 : 1
G	CHANGE MIN Z SPEC @100MHZ	09/18/06	JRK	CAD #	28B0563-200-K	MATERIAL:	Ferrite
F	UPDATE MIN Z SPEC @100 Mhz ADD REF #	03/05/04	JRK	TOOL #	B0563		
REV	DESCRIPTION	DATE	INT				